
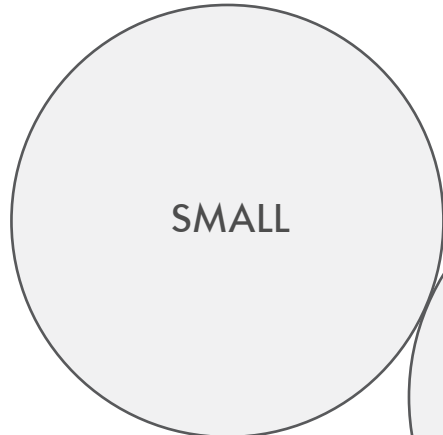


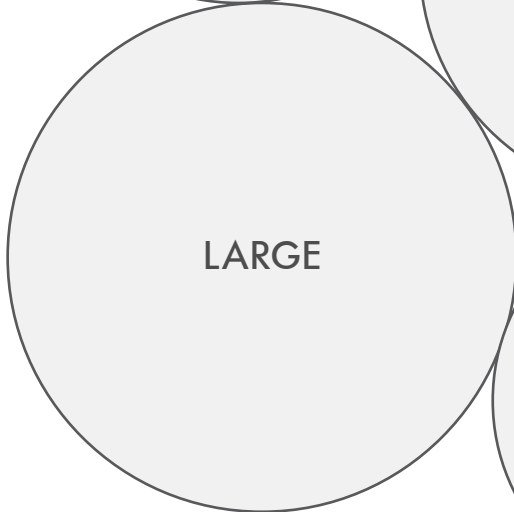
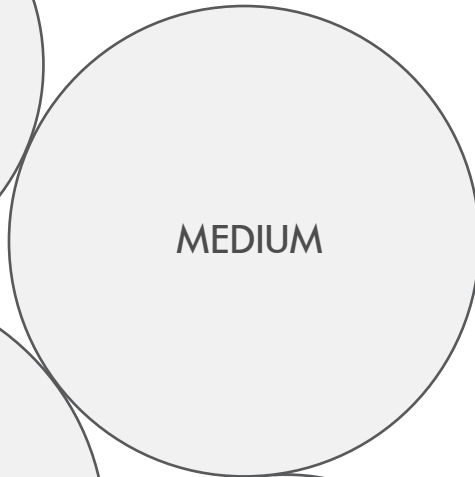
WHAT SIZE JOHN HUMPHRIES BANGLE SHOULD I BUY?



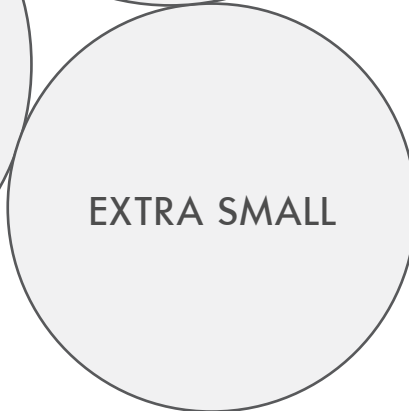
Small = 2.25"-2.35" Inner Diameter



Medium = 2.45" - 2.55" Inner Diameter



Large = 2.65" - 2.75" Inner Diameter



Extra Small = 2.125" Inner Diameter

Halo and Chromatic Bangles do not have a clasp, so you will have to slide them over your hand without opening them. If you already own a bangle bracelet that fits you nicely, measure the inner diameter and compare it to our size chart, or print it out and lay your existing bracelet over the circles to the left.

For best results, deselect the "Fit to page" option when printing for a perfect fit!

Note: Extra Small bangles are currently available by Special Order only.

Don't already own a bangle or bracelet that fits? Grab a tape measure and follow these steps to determine which size will work best for you. If you are between sizes, size down!

1. Position your hand as if you were about to put on a bangle bracelet. Hold your hand parallel to the ground, fingers pointing straight ahead and thumb tucked under palm.

2. Wrap tape measure around the widest part of your hand (usually right around your knuckles) and record the measurement.

3. Using your calculator, divide your hand measurement by 3.14 (π). Compare the result with our bangle measurements.

If you're still not sure, please feel free to call us at 1 (800) 375-7557 or email us at customerservice@mignonfaget.com.